

LRS DAY SR.SEC MODEL SCHOOL

HOLIDAYS HOME WORK

Class - Nursery

Guidelines for parents

- **Converse in English with your child.**
- **Spend quality time with your child engaging him/her In activities aimed at enhancing his/her powers of observation and imagination.**
- **Encourage your child to do activities himself/herself and appoint a specific time.**



Guidelines for Children

- **Get up early in the morning**
- **Meditate and do simple exercise**
- **Plant a tree and nurture it.**
- **Don't forget to spend time with your grandparents and help them.**
- **Eat healthy food and drink lots of fluids.**
- **Use four magical words: Please, Sorry, Thankyou and Excuse me.**

Class:-Nursery

SESSION-2024-25

GUIDELINES FOR HOLIDAYS HOMEWORK

**HOLIDAYS HOMEWORK SHOULD BE SUBMITTED ON THE FIRST DAY OF SCHOOL AFTER SUMMER VACATION.*

**LABEL YOUR HOLIDAYS HOME WORK& SUBMIT IT IN HANDMADE FOLDER.*

**USE ONLY CRAYON FOR COLORING AND WRITING.*


LEARN RHYMES

- 1. Chubby cheeks*
- 2. Bits of paper*
- 3 .Red color red color where are you?*
- 4.Two little hand*
- 5 Head Shoulders Knees and Toes*
- 6Wind the bobbin up*
- 3. Learn:-1.Parts of body and sense organ2.Coloursname*
- 4 Any Story*







CLAY MOULDING ACTIVITY: Make fruits with clay.

Activity-2

Fill the color in shapes







Match the same shape











ACTIVITY- Sorting of Shapes


CUT AND PASTE


cut and paste the objects to their matching shapes

ACTIVITY-3 Identify your gender and color the given sheets. Girls will color girl's picture and boy will color boy's picture.






Make a beautiful Fathers' Day card by scribbling or by using water color
16JUNE,2024







SAME AND DIFFERENT







Circle the one that looks different in each set.

Colour the same ones.



Draw a line to connect each picture with its other half.



MATCHING

5

3


1

2

4



Match Picture with Its Other Half worksheet



Match the same things.



ACTIVITY TIME

ACTIVITY:- Do any 6 activities from here. Sample for each activity is given below.

- I. Recognition of numbers with bottle caps and soft cotton balls
- II. Counting with ice –cream sticks .
- III. Recognition of shapes with shape lollipop.
- IV. Match the bottle caps with correct colour
- V. Recognition of numbers with help of Pet bottles
- VI. Recognition of shapes with cloth clips
- VII. Five senses sorting activity
- VIII. Catching the fish with straw

Note:-

Dear parents,

Please send the videos of your ward while performing activities.

Paste the photographs of your ward performing these activities in a scrap book . Submit the complete homework and scrap file on the first day when the school reopens.

ACTIVITY-1 RECOGNITION OF NUMBERS WITH BOTTLE CAPS AND SOFT COTTON BALLS



ACTIVITY 2-Counting with ice-cream sticks



ACTIVITY 3-Recognition of shapes with shape lollipop.



ACTIVITY-4 :Match the bottle caps with correct colour



ACTIVITY-5.Recognition of numbers with the help of pet bottles.



ACTIVITY-6

6.Recognition of numbers with cloth cap



ACTIVITY-7

Five senses sorting activity



ACTIVITY-8

Catch the fish with straw

